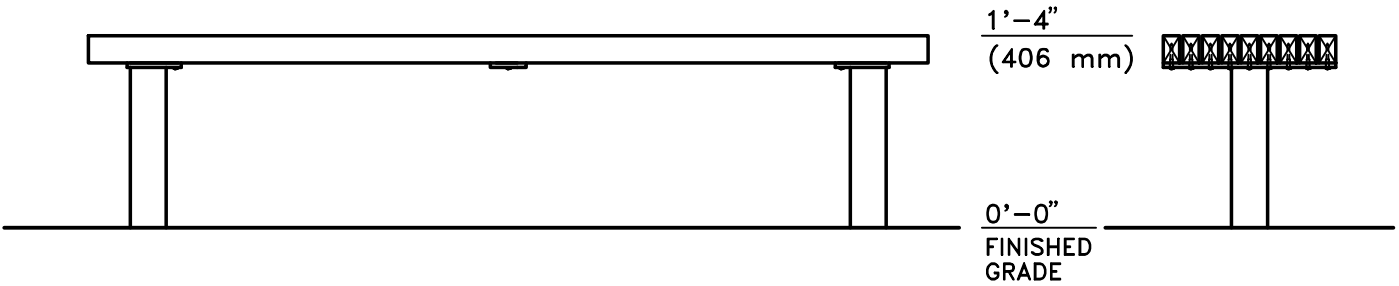


TOP VIEW



FRONT VIEW

END VIEW

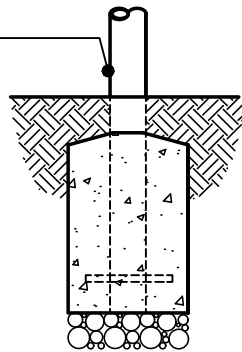
AVAILABLE IN 4', 6' (SHOWN), 8', 10' NOMINAL LENGTHS.
OTHER LENGTHS AVAILABLE UPON REQUEST.

**DIRECT EMBEDMENT
SEAT FRAME ASSEMBLY**

0'-0"
FINISHED GRADE

NOTE:
CONCRETE FOOTING AND NO. 4
REBAR (BY OTHERS) PER LOCAL
SOIL CONDITIONS. CONSULT
PROJECT ENGINEER FOR EXACT
REQUIREMENTS.

-(1'-6")
-(457 mm)

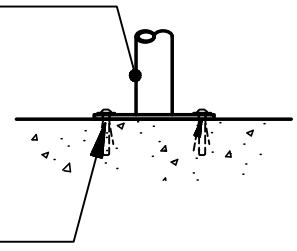


2006-6-E-NYCSCA (DIRECT EMBEDMENT)

**PEDESTAL MOUNT
SEAT FRAME ASSEMBLY**

0'-0"
FINISHED GRADE

5/8" (16 mm) DIA. HOLES
PROVIDED FOR ANCHORS BY
OTHERS (TYPICAL-4)



2006-6-P-NYCSCA (PEDESTAL MOUNT)

This drawing reveals the copyrighted intellectual property of Columbia Cascade Company. Not for use by others without our express, written authorization.

Authorization for use is hereby granted to architects, landscape architects and similar design professionals solely for the purpose of specifying TimberForm products.



COLUMBIA CASCADE COMPANY

Makers of TimberForm®, PipeLine®,
RePlay®, TimberForm®-2, InterPlay®,
CycLoops® and CycLocker® Products.

1300 S.W. Sixth Avenue, Suite 310 Telephone 503/223-1157
Portland, Oregon 97201-3464 Facsimile 503/223-4530
U.S.A.

WWW.TIMBERFORM.COM

Title:
**TIMBERFORM PARKWAY
MODEL NO. 2006-6-NYCSCA
SEAT**



Scale	Drawn by: AT	11-15-17
3/4" = 1'-0"	Ch'd by: CL	11-15-17

Drawing No.
W-2006-6-NYCSCA

Sheet
1 of 1