

TOP VIEW

SCALE: 1/2" = 1'-0"

2'-6"

(762 mm)

2'-5"

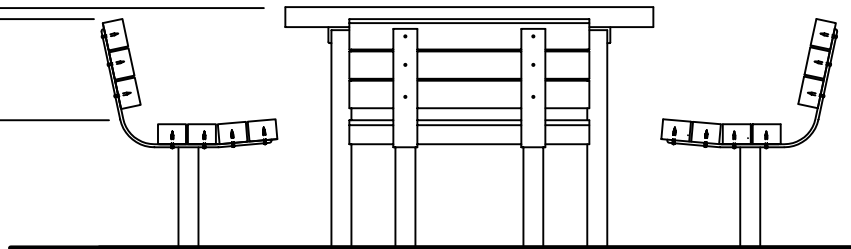
(737 mm)

1'-4"

(406 mm)

0'-0"

FINISHED GRADE



FRONT VIEW

SCALE: 1/2" = 1'-0"

**DIRECT EMBEDMENT TABLE/
CHAIR FRAME ASSEMBLY**

0'-0"

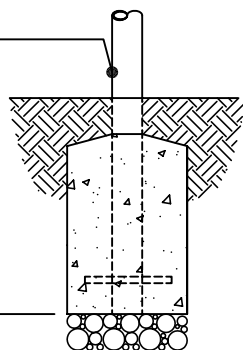
FINISHED GRADE

NOTE:

CONCRETE FOOTING AND NO. 4 REBAR (BY OTHERS) PER LOCAL SOIL CONDITIONS. CONSULT PROJECT ENGINEER FOR EXACT REQUIREMENTS.

-(1'-6")

-(457 mm)



2050-E (DIRECT EMBEDMENT)

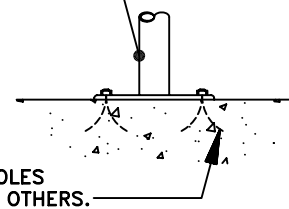
SCALE: 3/4" = 1'-0"

**PEDESTAL MOUNT TABLE/
CHAIR FRAME ASSEMBLY**

0'-0"

FINISHED GRADE

5/8" (16 mm) DIAMETER HOLES PROVIDED FOR ANCHORS BY OTHERS.



2050-P (PEDESTAL MOUNT)

SCALE: 3/4" = 1'-0"

This drawing reveals the copyrighted intellectual property of Columbia Cascade Company. Not for use by others without our express, written authorization.

Authorization for use is hereby granted to architects, landscape architects and similar design professionals solely for the purpose of specifying TimberForm products.



COLUMBIA CASCADE COMPANY

Makers of TimberForm®, PipeLine®, RePlay®, TimberForm®-2, InterPlay®, CycLoops® and CycLocker® Products.

1300 S.W. Sixth Avenue, Suite 310 Telephone 503/223-1157
Portland, Oregon 97201-3464 Facsimile 503/223-4530
U.S.A.

WWW.TIMBERFORM.COM

Title:

**TIMBERFORM PARKWAY TABLES
MODEL NO. 2050
TABLE WITH FOUR CHAIRS
(RECYCLED PLASTIC SLATS)**



Scale NOTED
Drawn by: AT 07-04-10
Ck'd by:

Drawing No.
W-2050

Sheet
1 of 1