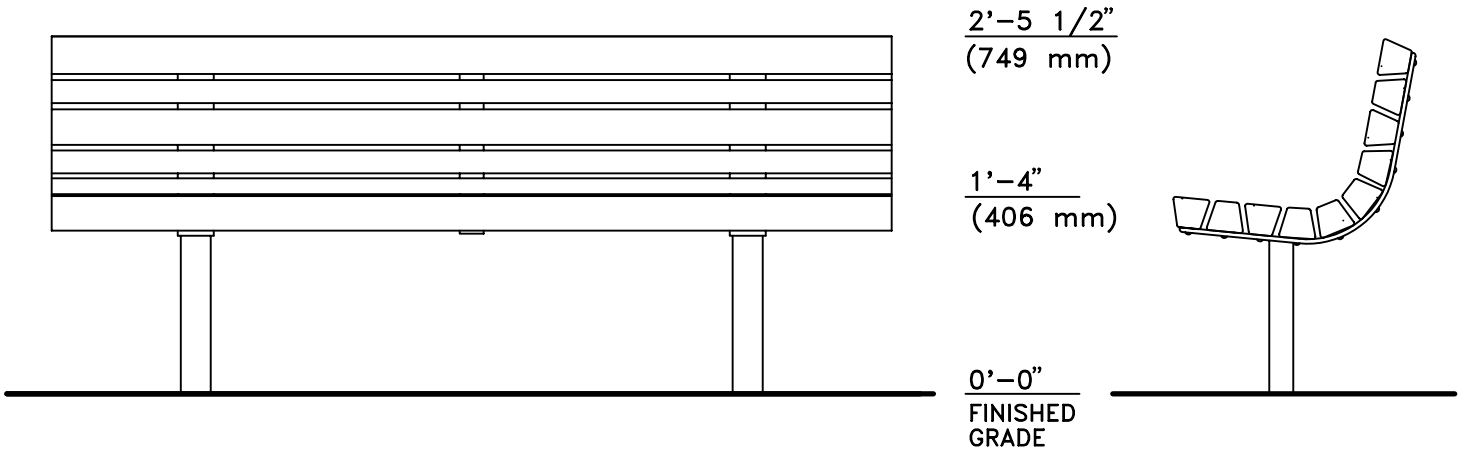


TOP VIEW



FRONT VIEW

END VIEW

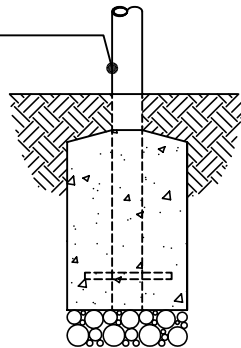
AVAILABLE IN 4', 6' (SHOWN), & 10' NOMINAL LENGTHS.  
OTHER LENGTHS AVAILABLE UPON REQUEST.

**DIRECT EMBEDMENT  
BENCH FRAME ASSEMBLY**

0'-0"  
FINISHED GRADE

**NOTE:**  
CONCRETE FOOTING AND NO. 4  
REBAR (BY OTHERS) PER LOCAL  
SOIL CONDITIONS. CONSULT  
PROJECT ENGINEER FOR EXACT  
REQUIREMENTS.

-(1'-6")  
-(457 mm)

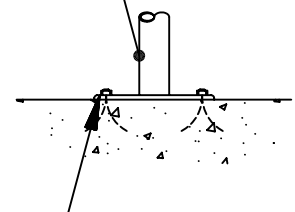


2153-6-E (DIRECT EMBEDMENT)

**PEDESTAL MOUNT  
BENCH FRAME ASSEMBLY**

0'-0"  
FINISHED GRADE

5/8" (16 mm) DIA. HOLES  
PROVIDED FOR ANCHORS BY  
OTHERS (TYPICAL-4)



2153-6-P (PEDESTAL MOUNT)

This drawing reveals the copyrighted intellectual property of Columbia Cascade Company. Not for use by others without our express, written authorization.

Authorization for use is hereby granted to architects, landscape architects and similar design professionals solely for the purpose of specifying TimberForm products.



**COLUMBIA CASCADE COMPANY**

Makers of TimberForm®, PipeLine®,  
RePlay®, TimberForm®-2, InterPlay®,  
CycLoops® and CycLocker® Products.

1300 S.W. Sixth Avenue, Suite 310 Telephone 503/223-1157  
Portland, Oregon 97201-3464 Facsimile 503/223-4530  
U.S.A.

WWW.TIMBERFORM.COM

Title:  
**TIMBERFORM GREENWAY  
MODEL NO. 2153-6  
CONTOUR BENCH  
(RECYCLED PLASTIC SLATS)**



Scale  
3/4" = 1'-0"

Drawn by: AT 07-04-10  
Ck'd by:

Drawing No.  
W-2153-6

Sheet  
1 of 1