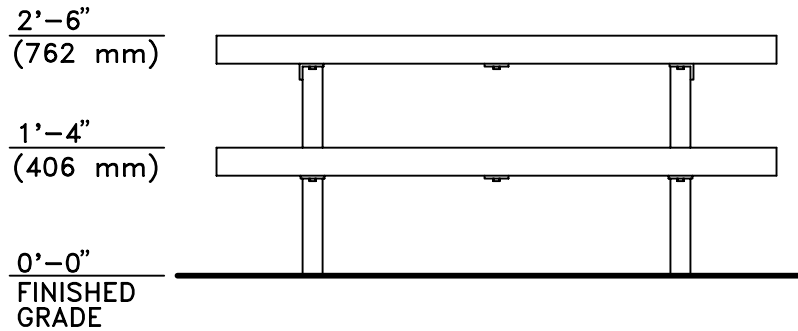


TOP VIEW

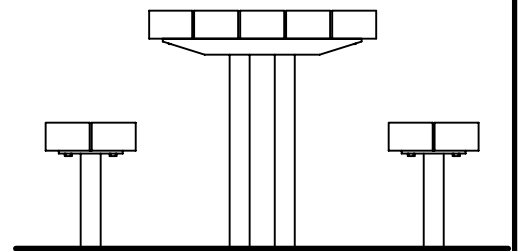
SCALE: 1/2" = 1'-0"



FRONT VIEW

SCALE: 1/2" = 1'-0"

AVAILABLE IN 6' (SHOWN), 8' NOMINAL LENGTHS.
OTHER LENGTHS AVAILABLE UPON REQUEST.



END VIEW

SCALE: 1/2" = 1'-0"

**DIRECT EMBEDMENT TABLE/
SEAT FRAME ASSEMBLY**

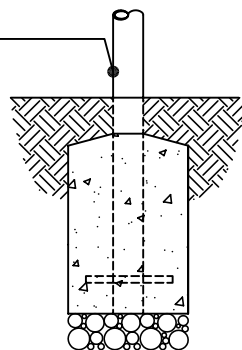
0'-0"
FINISHED GRADE

NOTE:
CONCRETE FOOTING AND NO. 4
REBAR (BY OTHERS) PER LOCAL
SOIL CONDITIONS. CONSULT
PROJECT ENGINEER FOR EXACT
REQUIREMENTS.

-(1'-6")
-(457 mm)

2166-6-E (DIRECT EMBEDMENT)

SCALE: 3/4" = 1'-0"



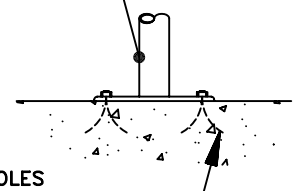
**PEDESTAL MOUNT TABLE/
SEAT FRAME ASSEMBLY**

0'-0"
FINISHED GRADE

5/8" (16 mm) DIAMETER HOLES
PROVIDED FOR ANCHORS BY OTHERS.

2166-6-P (PEDESTAL MOUNT)

SCALE: 3/4" = 1'-0"



This drawing reveals the copyrighted intellectual property of Columbia Cascade Company. Not for use by others without our express, written authorization.

Authorization for use is hereby granted to architects, landscape architects and similar design professionals solely for the purpose of specifying TimberForm products.



COLUMBIA CASCADE COMPANY

Makers of TimberForm®, PipeLine®,
RePlay®, TimberForm®-2, InterPlay®,
CycLoops® and CycLocker® Products.

1300 S.W. Sixth Avenue, Suite 310 Telephone 503/223-1157
Portland, Oregon 97201-3464 Facsimile 503/223-4530
U.S.A.

WWW.TIMBERFORM.COM

Title:

**TIMBERFORM GREENWAY TABLES
MODEL NO. 2166-6
PICNIC TABLE WITH SEATS
(RECYCLED PLASTIC SLATS)**



Scale NOTED Drawn by: AT 07-04-10
Ck'd by:

Drawing No. W-2166-6

Sheet 1 of 1