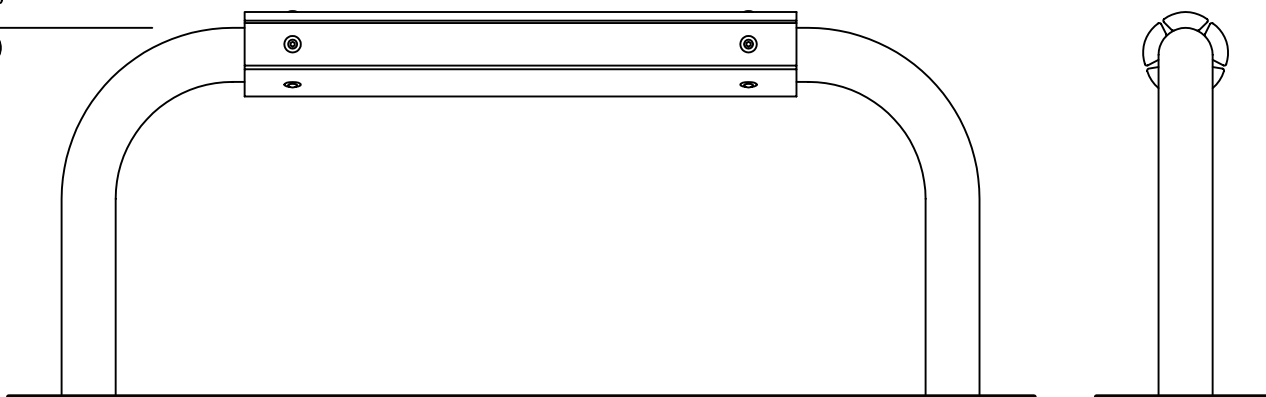


TOP VIEW

2'-6 3/4"  
(781 mm)

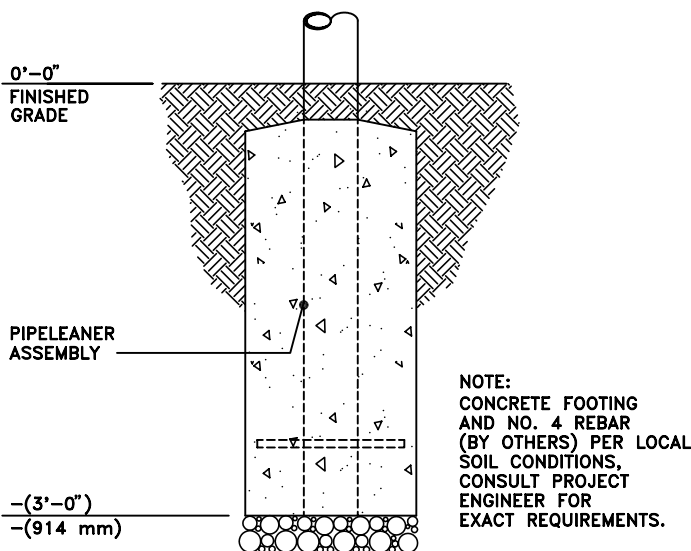


0'-0"  
FINISHED  
GRADE

FRONT VIEW

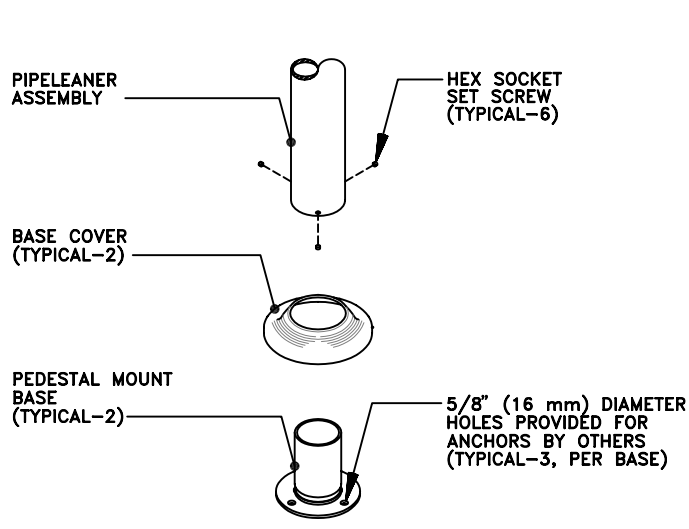
END VIEW

SEE DETAILS AT BELOW FOR MOUNTING INDIVIDUAL MODELS.  
AVAILABLE 6' (SHOWN) AND 8' NOMINAL LENGTHS.  
OTHER LENGTHS AVAILABLE UPON REQUEST.



NOTE:  
CONCRETE FOOTING  
AND NO. 4 REBAR  
(BY OTHERS) PER LOCAL  
SOIL CONDITIONS,  
CONSULT PROJECT  
ENGINEER FOR  
EXACT REQUIREMENTS.

2181-6-E (EMBEDMENT MOUNTING)



2181-6-P (PEDESTAL MOUNTING)

This drawing reveals the copyrighted intellectual property of Columbia Cascade Company. Not for use by others without our express, written authorization.  
Authorization for use is hereby granted to architects, landscape architects and similar design professionals solely for the purpose of specifying TimberForm products.

**COLUMBIA CASCADE COMPANY**  
Makers of TimberForm®, PipeLine®, RePlay®, TimberForm®-2, InterPlay®, CycLoops® and CycLocker® Products.

Title:  
**TIMBERFORM PIPELEANER  
MODEL NO. 2181-6  
PIPELEANER WITH SURROUND**

Scale: 3/4" = 1'-0"  
Drawn by: AT 07-04-10  
Ck'd by:

1300 S.W. Sixth Avenue, Suite 310 Telephone 503/223-1157  
Portland, Oregon 97201-3464 Facsimile 503/223-4530  
U.S.A.  
WWW.TIMBERFORM.COM

Drawing No. W-2181-6  
Sheet 1 of 1