


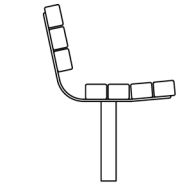
For product information or design assistance,  
please contact your local representative or  
call us at 1-800/547-1940, Ext. 991.

See more at [www.TimberForm.com](http://www.TimberForm.com)





TimberForm Parkway	Model	Length	Width	Height	Seat Height	Mounting Options
<b>Bench</b>  Also offered with recycled plastic slats. Specify 2017.	<b>2016-6</b>	5' 10" [1780mm]	1' 10" [560mm]	2' 5" [735mm]	1' 4" [405mm]	-E* or -P
	<b>2016-8</b>	7' 10" [2390mm]	1' 10" [560mm]	2' 5" [735mm]	1' 4" [405mm]	-E* or -P
	<b>2016-10<sup>1</sup></b>	9' 10" [2995mm]	1' 10" [560mm]	2' 5" [735mm]	1' 4" [405mm]	-E* or -P



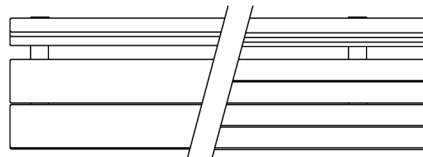
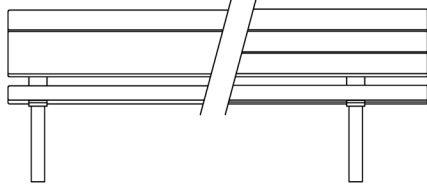
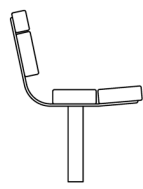
**Material:** Frames of black powder-coated steel with kiln-dried 3 x 4 and 3 x 8 (nominal) wood slats. Specify **2017** for 3 x 4 (nominal) recycled plastic slats.

**Options:** Mounting method, frame color and slat material (wood or recycled plastic).

**Suggestions:** Specify matching litter container **2086** (wood) or **2089** (recycled plastic) and ash receptacle **2087** (wood) or **2090** (recycled plastic).

**Notes:** \*Supplied as standard for embedment (permanent) mounting.  
<sup>1</sup> Model **2016-10** (wood) and Models **2017-8** and **2017-10** (recycled plastic) include one intermediate frame.

2017




2016

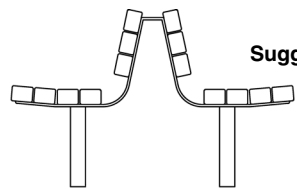
2016-6

2017-6

2016-6

2017-6

TimberForm Parkway	Model	Length	Width	Height	Seat Height	Mounting Options
<b>Double Bench</b>  Also offered with recycled plastic slats. Specify 2027.	<b>2026-6</b>	5' 10" [1780mm]	4' 0" [1220mm]	2' 5" [735mm]	1' 4" [405mm]	-E* or -P
	<b>2026-8</b>	7' 10" [2390mm]	4' 0" [1220mm]	2' 5" [735mm]	1' 4" [405mm]	-E* or -P
	<b>2026-10<sup>1</sup></b>	9' 10" [2995mm]	4' 0" [1220mm]	2' 5" [735mm]	1' 4" [405mm]	-E* or -P



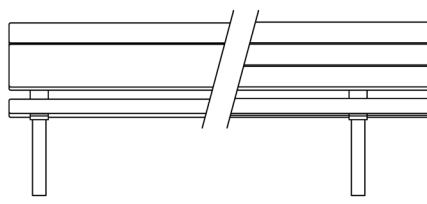
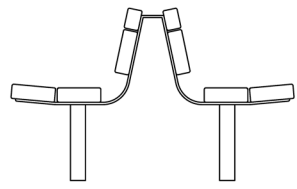
**Material:** Frames of black powder-coated steel with kiln-dried 3 x 4 and 3 x 8 (nominal) wood slats. Specify **2027** for 3 x 4 (nominal) recycled plastic slats.

**Options:** Mounting method, frame color and slat material (wood or recycled plastic).

**Suggestions:** Specify matching litter container **2086** (wood) or **2089** (recycled plastic) and ash receptacle **2087** (wood) or **2090** (recycled plastic).

**Notes:** \*Supplied as standard for embedment (permanent) mounting.  
<sup>1</sup> Model **2026-10** (wood) and Models **2027-8** and **2027-10** (recycled plastic) include one intermediate frame.

2027




2026

2026-6

2027-6

2026-6

2027-6

TimberForm Parkway	Model	Length	Width	Height	Seat Height	Mounting Options
<b>Seat</b>  Also offered with recycled plastic slats. <b>Specify 2007.</b>	<b>2006-6</b>	5' 10" [1780mm]	1' 3" [380mm]	1' 4" [405mm]	1' 4" [405mm]	-E* or -P
	<b>2006-8</b>	7' 10" [2390mm]	1' 3" [380mm]	1' 4" [405mm]	1' 4" [405mm]	-E* or -P
	<b>2006-10'</b>	9' 10" [2995mm]	1' 3" [380mm]	1' 4" [405mm]	1' 4" [405mm]	-E* or -P

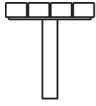
**Material:** Frames of black powder-coated steel with kiln-dried 3 x 4 and 3 x 8 (nominal) wood slats. Specify **2007** for 3 x 4 (nominal) recycled plastic slats.

**Options:** Mounting method, frame color and slat material (wood or recycled plastic).

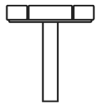
**Suggestions:** Specify matching litter container **2086** (wood) or **2089** (recycled plastic) and ash receptacle **2087** (wood) or **2090** (recycled plastic).

**Notes:** \*Supplied as standard for embedment (permanent) mounting.

1 Model **2006-10** (wood) and Models **2007-8** and **2007-10** (recycled plastic) include one intermediate frame.



2007



2006




2006-6



2006-6



2007-6

TimberForm Parkway	Model	Length	Width	Height	Seat Height	Mounting Options
<b>Concave Seat</b>  Also offered with recycled plastic slats. <b>Specify 2029.</b>	<b>2028-6</b>	5' 10" [1780mm]	1' 7" [485mm]	1' 4" [405mm]	1' 4" [405mm]	-E* or -P
	<b>2028-8</b>	7' 10" [2390mm]	1' 7" [485mm]	1' 4" [405mm]	1' 4" [405mm]	-E* or -P

**Material:** Frames of black powder-coated steel with kiln-dried 3 x 4 (nominal) wood slats. Specify **2029** for 3 x 4 (nominal) recycled plastic slats.

**Options:** Mounting method, frame color and slat material (wood or recycled plastic).

**Suggestions:** Specify matching litter container **2086** (wood) or **2089** (recycled plastic) and ash receptacle **2087** (wood) or **2090** (recycled plastic).

**Notes:** Model **2029-8** (recycled plastic) includes one intermediate frame.

\*Supplied as standard for embedment (permanent) mounting.



2029




2028



2028-6



2029-6

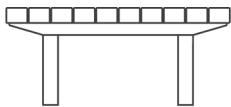
TimberForm Parkway	Model	Length	Width	Height	Seat Height	Mounting Options
<b>Platform Seat</b>  Also offered with recycled plastic slats. <b>Specify 2041.</b>	<b>2044-4</b>	3' 10" [1170mm]	3' 2" [965mm]	1' 4" [405mm]	1' 4" [405mm]	-E* or -P
	<b>2044-6</b>	5' 10" [1780mm]	3' 2" [965mm]	1' 4" [405mm]	1' 4" [405mm]	-E* or -P

**Material:** Frames of black powder-coated steel with kiln-dried 3 x 4 and 3 x 8 (nominal) wood slats. Specify **2041** for 3 x 4 (nominal) recycled plastic slats.

**Options:** Mounting method, frame color and slat material (wood or recycled plastic).

**Suggestions:** Specify matching litter container **2086** (wood) or **2089** (recycled plastic) and ash receptacle **2087** (wood) or **2090** (recycled plastic).

**Notes:** \*Supplied as standard for embedment (permanent) mounting.



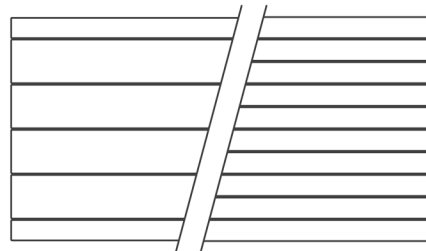
2041



2044




2044-6



2044-6

2041-6

**Mounting Options:** -E Add this suffix for embedment (permanent) mounting option. -P Add this suffix for pedestal (fixed surface) mounting option (anchoring bolts by others).

TimberForm Parkway	Model	Length	Width	Height	Seat Height	Mounting
<b>Wall-mount Seat</b>  Also offered with recycled plastic slats. Specify <b>2042</b> .	<b>2045-6</b>	5' 10" [1780mm]	1' 4" [405mm]	1' 4" [405mm]	1' 4" [405mm]	Wall Face
	<b>2045-8</b>	7' 10" [2390mm]	1' 4" [405mm]	1' 4" [405mm]	1' 4" [405mm]	Wall Face
	<b>2045-10<sup>1</sup></b>	9' 10" [2995mm]	1' 4" [405mm]	1' 4" [405mm]	1' 4" [405mm]	Wall Face

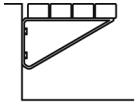
**Material:** Frames of black powder-coated steel with kiln-dried 3 x 4 and 3 x 8 (nominal) wood slats. Specify **2042** for 3 x 4 (nominal) recycled plastic slats.

**Options:** Wall-top mounting, frame color and slat material (wood or recycled plastic). For wall-top mounting rather than wall-face mounting, specify Model **2047** (wood) or **2049** (recycled plastic). Indicate length of seat (-6, -8 or -10) and wall height at each end of seat.

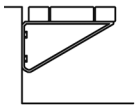
**Suggestions:** Specify matching litter container **2086** (wood) or **2089** (recycled plastic) and ash receptacle **2087** (wood) or **2090** (recycled plastic).

**Notes:** Wall mounting bolts by others.

<sup>1</sup> Models **2045-10** and **2047-10** (wood) and **2042-8**, **2042-10**, **2049-8** and **2049-10** (recycled plastic) include one intermediate frame.



2042



2045




2045-6



2042-6

2045-6

2042-6

TimberForm Parkway	Style	Model	Length	Width	Height	Mounting
<b>Litter Container</b>  Also offered with recycled plastic slats. Specify <b>2089</b> .	Open Top	<b>2086-OT</b>	2' 0" [610mm]	2' 0" [610mm]	2' 6" [760mm]	Surface*
	Flat Top	<b>2086-FT</b>	2' 0" [610mm]	2' 0" [610mm]	2' 7" [785mm]	Surface*
	Dome Top	<b>2086-DT</b>	2' 0" [610mm]	2' 0" [610mm]	3' 1" [940mm]	Surface*
	Ash/Dome Top	<b>2086-AT</b>	2' 0" [610mm]	2' 0" [610mm]	3' 0" [915mm]	Surface*
	Hamper Top	<b>2086-HT</b>	2' 0" [610mm]	2' 0" [610mm]	3' 2" [965mm]	Surface*

**Material:** Frame of black powder-coated steel with kiln-dried 3 x 4 and 3 x 8 (nominal) wood surround. Specify **2089** for 3 x 4 (nominal) recycled plastic surround.

**Options:** Top color and surround material (wood or recycled plastic).

**Notes:** Includes 36-gallon plastic liner. Top matches frame unless otherwise specified except the Hamper Top which is brushed stainless steel. Key-locking tops are standard on -FT, -DT and -AT models.

\* For permanent or movable applications only (anchoring bolts by others).

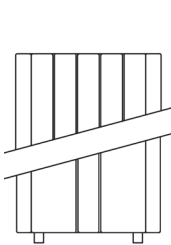
2089-OT

2089-FT

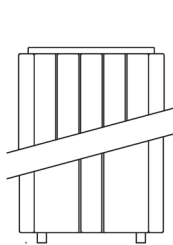
2089-DT

2089-AT

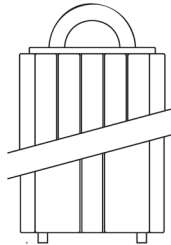
2089-HT




2086-OT




2086-FT



2086-DT

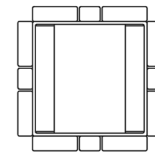


2086-AT

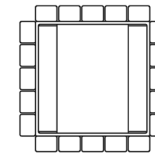


2086-HT

"Large Capacity"



2086



2089

TimberForm Parkway	Model	Length	Width	Height	Mounting
<b>Ash Receptacle</b>	<b>2087</b>	1' 4" [405mm]	1' 4" [405mm]	2' 6" [760mm]	Surface*

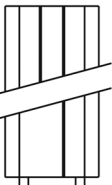
 Also offered with recycled plastic slats. Specify **2090**.

**Material:** Frame of black powder-coated steel with kiln-dried 3 x 4 and 3 x 8 (nominal) wood surround. Specify **2090** for 3 x 4 (nominal) recycled plastic surround.

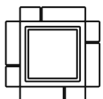
**Options:** Ash tray color and surround material (wood or recycled plastic).

**Notes:** Includes black powder-coated steel ash tray.

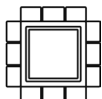
\* For permanent applications only (anchoring bolts by others).



2087



2087



2090