



A



B



C

TimberForm Antigo

Seat

Model	Length	Width	Height	Seat Height	Mounting
2122-4	4' 0" [1220mm]	2' 1" [635mm]	1' 5" [430mm]	1' 4" [405mm]	Surface*
2122-6	6' 0" [1830mm]	2' 1" [635mm]	1' 5" [430mm]	1' 4" [405mm]	Surface*
2122-8	8' 0" [2440mm]	2' 1" [635mm]	1' 5" [430mm]	1' 4" [405mm]	Surface*
2122-10 ¹	9' 11" [3025mm]	2' 1" [635mm]	1' 5" [430mm]	1' 4" [405mm]	Surface*
2122-12 ¹	11' 11" [3630mm]	2' 1" [635mm]	1' 5" [430mm]	1' 4" [405mm]	Surface*
2122-14 ²	13' 11" [4240mm]	2' 1" [635mm]	1' 5" [430mm]	1' 4" [405mm]	Surface*
2122-16 ²	15' 11" [4850mm]	2' 1" [635mm]	1' 5" [430mm]	1' 4" [405mm]	Surface*

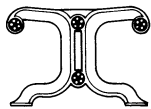
Material: Frames of black powder-coated cast iron with kiln-dried 6/4 patterned Alaska yellow cedar wood slats.
Options: Frame color and Marine Teak or Purpleheart wood slats. Can be special ordered with customer's name and/or logo cast in seat ends.

Suggestions: Specify matching litter container 2125 or 2126 and ash receptacle 2127. Matching planters are available.


Notes: * For permanent or movable applications only (anchoring bolts by others).

¹ Includes one intermediate frame.

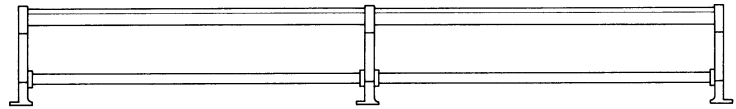
² Includes two intermediate frames.



2122



2122-6



2122-10

TimberForm Spartan

Bench

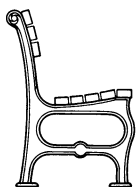
Model	Length	Width	Height	Seat Height	Mounting
2001-6	5' 10" [1780mm]	1' 8" [510mm]	2' 5" [735mm]	1' 4" [405mm]	Surface*
2001-8 ¹	7' 10" [2390mm]	1' 8" [510mm]	2' 5" [735mm]	1' 4" [405mm]	Surface*

Material: Frames of black powder-coated cast iron with kiln-dried 6/4 patterned Alaska yellow cedar wood slats.
Options: Frame color and Marine Teak or Purpleheart wood slats.

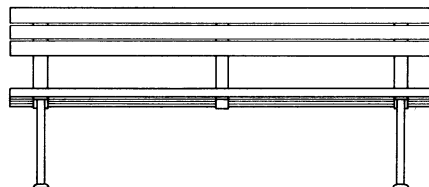
Suggestions: Specify matching litter container 2107 and ash receptacle 2108 (see page 19). Also see complementary litter container 2136 and ash receptacle 2137 (see page 65). Matching planters are available.

Notes: * For permanent applications only (anchoring bolts by others).

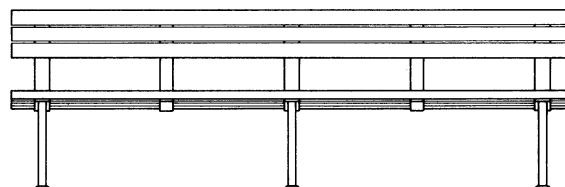
¹ Includes one intermediate frame.



2001



2001-6

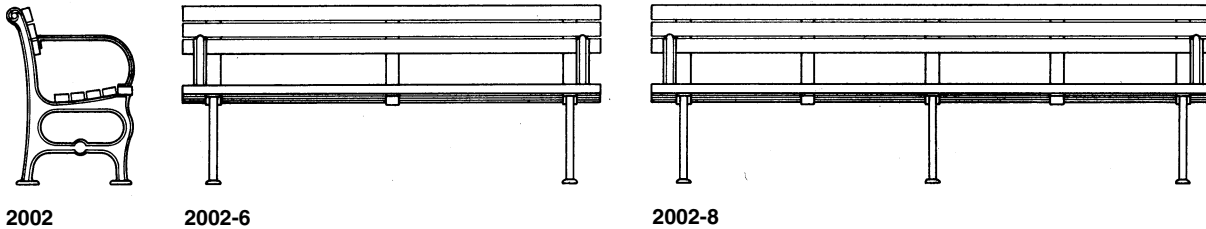


2001-8



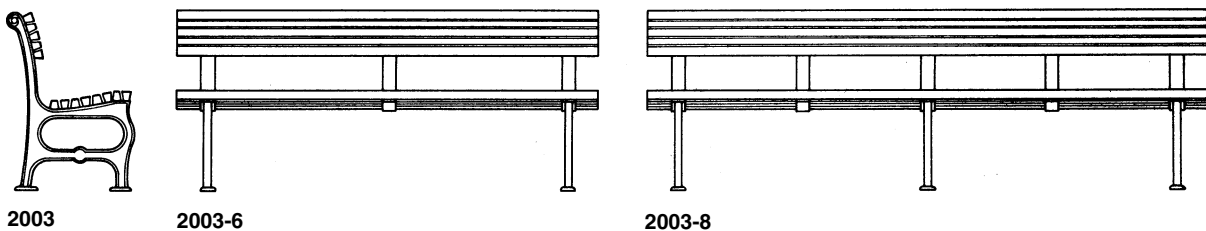
TimberForm Spartan	Model	Length	Width	Height	Seat Height	Mounting
Bench with Armrests	2002-6	5' 10" [1780mm]	1' 8" [510mm]	2' 5" [735mm]	1' 4" [405mm]	Surface*
	2002-8¹	7' 10" [2390mm]	1' 8" [510mm]	2' 5" [735mm]	1' 4" [405mm]	Surface*

Material: Frames of black powder-coated cast iron with kiln-dried 6/4 patterned Alaska yellow cedar wood slats.
Options: Frame color, Marine Teak or Purpleheart wood slats and center armrest.
Suggestions: Specify matching litter container **2107** and ash receptacle **2108** (see page 19). Also see complementary litter container **2136** and ash receptacle **2137** (see page 65). Matching planters are available.
Notes: * For permanent applications only (anchoring bolts by others).
¹ Includes one intermediate frame without armrest.



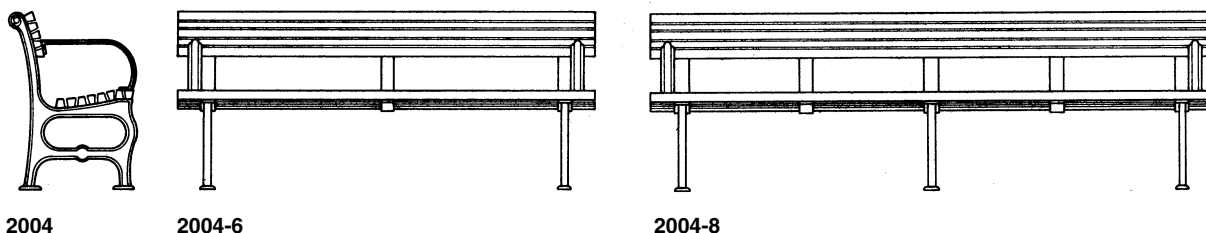
TimberForm Spartan	Model	Length	Width	Height	Seat Height	Mounting
Bench	2003-6	5' 10" [1780mm]	1' 8" [510mm]	2' 5" [735mm]	1' 4" [405mm]	Surface*
	2003-8¹	7' 10" [2390mm]	1' 8" [510mm]	2' 5" [735mm]	1' 4" [405mm]	Surface*

Material: Frames of black powder-coated cast iron with kiln-dried 6/4 patterned Alaska yellow cedar wood slats.
Options: Frame color and Marine Teak or Purpleheart wood slats.
Suggestions: Specify matching litter container **2125** or **2126** and ash receptacle **2127**. Matching planters are available.
Notes: * For permanent applications only (anchoring bolts by others).
¹ Includes one intermediate frame.



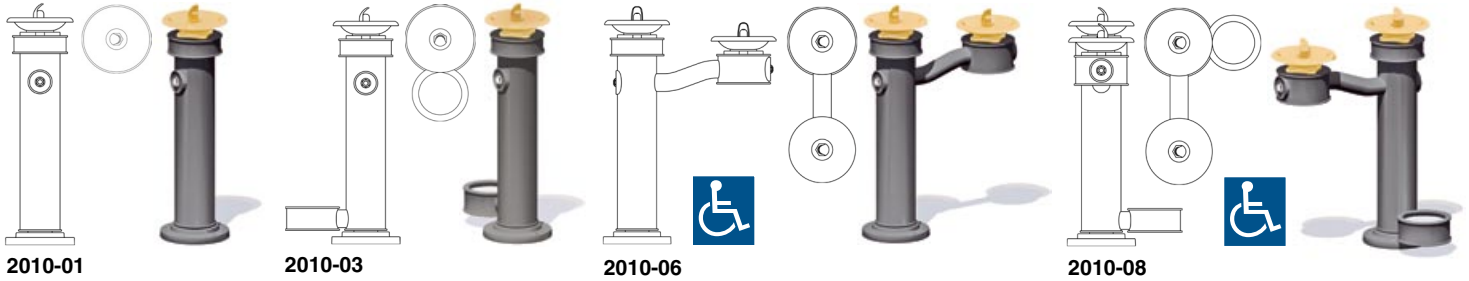
TimberForm Spartan	Model	Length	Width	Height	Seat Height	Mounting
Bench with Armrests	2004-6	5' 10" [1780mm]	1' 8" [510mm]	2' 5" [735mm]	1' 4" [405mm]	Surface*
	2004-8¹	7' 10" [2390mm]	1' 8" [510mm]	2' 5" [735mm]	1' 4" [405mm]	Surface*

Material: Frames of black powder-coated cast iron with kiln-dried 6/4 patterned Alaska yellow cedar wood slats.
Options: Frame color, Marine Teak or Purpleheart wood slats and center armrest.
Suggestions: Specify matching litter container **2125** or **2126** and ash receptacle **2127**. Matching planters are available.
Notes: * For permanent applications only (anchoring bolts by others).
¹ Includes one intermediate frame without armrest.



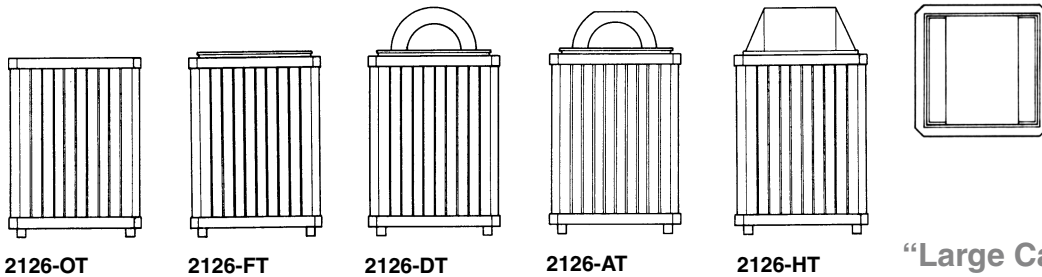
TimberForm Restoration & Antigo	Model	Length	Width	Height	Mouthguard Height(s)	Mounting
Drinking Fountain	2010-01	1' 0" [305mm]	1' 0" [305mm]	3' 4" [1015mm]	3' 3" [990mm]	Surface*
Drinking Fountain with Pet Bowl	2010-03	1' 8" [510mm]	1' 0" [305mm]	3' 4" [1015mm]	3' 3" [990mm]	Surface*
Accessible Drinking Fountain	2010-06	2' 6" [760mm]	1' 0" [305mm]	3' 4" [1015mm]	3' 0" [915mm] & 3' 3" [990mm]	Surface*
Accessible Drinking Fountain with Pet Bowl	2010-08	2' 6" [760mm]	1' 8" [510mm]	3' 4" [1015mm]	3' 0" [915mm] & 3' 3" [990mm]	Surface*

Material: Drinking fountain and base of powder-coated steel.
Bowl, bubbler and mouthguard of polished brass. Push-button activator of stainless steel.
Options: Powder-coating color.
Notes: * Permanently mounted only (water supply by others).

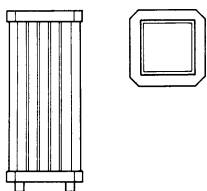


TimberForm Antigo & Spartan	Style	Model	Length	Width	Height	Mounting
Litter Container	Open Top	2126-OT	1' 10" [560mm]	1' 10" [560mm]	2' 6" [760mm]	Surface*
	Flat Top	2126-FT	1' 10" [560mm]	1' 10" [560mm]	2' 7" [785mm]	Surface*
	Dome Top	2126-DT	1' 10" [560mm]	1' 10" [560mm]	3' 1" [940mm]	Surface*
	Ash/Dome Top	2126-AT	1' 10" [560mm]	1' 10" [560mm]	3' 0" [915mm]	Surface*
	Hamper Top	2126-HT	1' 10" [560mm]	1' 10" [560mm]	3' 2" [965mm]	Surface*

Material: Frame of black powder-coated steel with kiln-dried 6/4 patterned Alaska yellow cedar wood surround.
Options: Frame and top color and Marine Teak or Purpleheart wood surround.
Notes: Includes 36-gallon plastic liner. Top matches frame unless otherwise specified except the Hamper Top which is brushed stainless steel. Key-locking tops are standard on -FT, -DT and -AT models.
* For permanent or movable applications only (anchoring bolts by others).
Also available in a 21-gallon capacity, specify model number **2125**.



TimberForm Antigo & Spartan	Model	Length	Width	Height	Mounting
Ash Receptacle	2127	1' 1" [330mm]	1' 1" [330mm]	2' 6" [760mm]	Surface*



Material: Frame of black powder-coated steel with kiln-dried 6/4 patterned Alaska yellow cedar wood surround.
Options: Frame and ash tray color and Marine Teak or Purpleheart wood surround.
Notes: Includes black powder-coated steel ash tray.
* For permanent applications only (anchoring bolts by others).

2127

Ten CASPAX-7™ Standard Powder-Coating Colors

Choose from these standard hues or from a wide spectrum of nearly 200 special designer colors.



Due to variations in the printing process the colors shown are only a guide to the actual powder-coating colors.