

TOP VIEW

SCALE: 3/8"=1'-0"

2'-6"

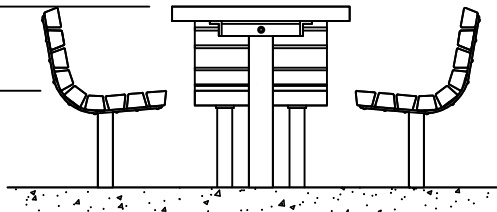
(762 mm) TOP OF TABLE

1'-4"

(406 mm) TOP OF SEAT

0'-0"

FINISHED GRADE



A SECTION VIEW
1 SCALE: 3/8"=1'-0"

**DIRECT EMBEDMENT TABLE/
SEAT FRAME ASSEMBLY**

0'-0"

FINISHED GRADE

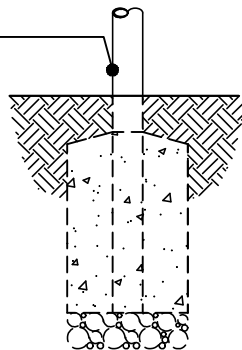
NOTE:
CONCRETE FOOTING AND NO. 4
REBAR (BY OTHERS) PER LOCAL
SOIL CONDITIONS. CONSULT
PROJECT ENGINEER FOR EXACT
REQUIREMENTS.

-(1'-6")

-(457 mm)

2054-01-E (DIRECT EMBEDMENT)

SCALE: 3/4"=1'-0"



**PEDESTAL MOUNT TABLE/
SEAT FRAME ASSEMBLY**

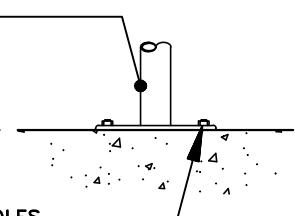
0'-0"

FINISHED GRADE

5/8" (16 mm) DIAMETER HOLES
PROVIDED FOR ANCHORS BY OTHERS.

2054-01-P (PEDESTAL MOUNT)

SCALE: 3/4"=1'-0"



This drawing reveals the copyrighted intellectual property of Columbia Cascade Company. Not for use by others without our express, written authorization.
Authorization for use is hereby granted to architects, landscape architects and similar design professionals solely for the purpose of specifying TimberForm products.

COLUMBIA CASCADE COMPANY
Makers of TimberForm®, PipeLine®, RePlay®,
TimberForm®-2 and CycLoops® Products.

www.TimberForm.com
Phone: 503/223-1157 Email: HQ@TimberForm.com

This drawing reveals the copyrighted intellectual property of Columbia Cascade Company. Not for use by others without our express, written authorization.

Title:
TIMBERFORM PARKWAY TABLE
MODEL NO. 2054-01
TABLE WITH FOUR CHAIRS



| | | |
|-------|--------------|----------|
| Scale | Drawn by: AC | 09-19-22 |
| NOTED | Ch'd by: JH | 09-19-22 |

Drawing No.
W-2054-01

Sheet
1 of 1