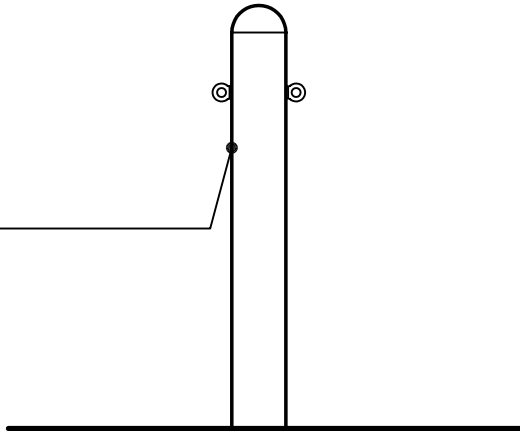


TOP VIEW

2'-11 1/4"
(895 mm)

POST WITH
METAL DOME TOP



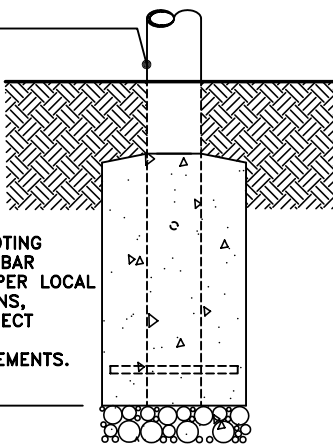
FRONT VIEW

POST WITH
DOME TOP

0'-0"
FINISHED
GRADE

NOTE:
CONCRETE FOOTING
AND NO. 4 REBAR
(BY OTHERS) PER LOCAL
SOIL CONDITIONS,
CONSULT PROJECT
ENGINEER FOR
EXACT REQUIREMENTS.

-(2'-3")
-(686 mm)



2196-E (EMBEDMENT MOUNTING)

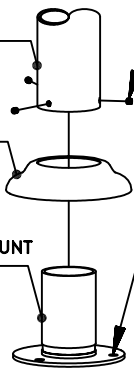
POST WITH
DOME TOP

BASE COVER

PEDESTAL MOUNT
BASE

HEX SOCKET
SET SCREW
(TYPICAL-3)

5/8" (16 mm)
DIAMETER HOLES
PROVIDED FOR
ANCHORS
BY OTHERS
(TYPICAL-3)

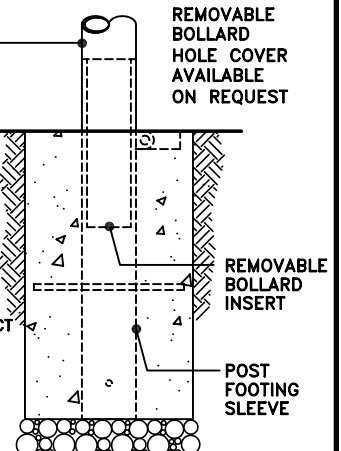


2196-P (PEDESTAL MOUNTING)

POST WITH
DOME TOP

0'-0"
FINISHED
GRADE

NOTE:
CONCRETE
FOOTING
AND NO. 4
REBAR (BY
OTHERS) PER
LOCAL SOIL
CONDITIONS.
CONSULT PROJECT
ENGINEER FOR
EXACT
REQUIREMENT
-(2'-0")
-(610 mm)



2196-R (REMOVABLE MOUNTING)

This drawing reveals the copyrighted intellectual property of Columbia Cascade Company. Not for use by others without our express, written authorization.

Authorization for use is hereby granted to architects, landscape architects and similar design professionals solely for the purpose of specifying TimberForm products.



COLUMBIA CASCADE COMPANY

Makers of TimberForm®, PipeLine®,
RePlay®, TimberForm®-2, InterPlay®,
CycLoops® and CycLocker® Products.

1300 S.W. Sixth Avenue, Suite 310 Telephone 503/223-1157
Portland, Oregon 97201-3464 Facsimile 503/223-4530
U.S.A.

WWW.TIMBERFORM.COM

Title:
**TIMBERFORM
MODEL NO. 2196
METAL BOLLARD**



Scale
3/4" = 1'-0"

Drawn by: AT 07-04-10
Ck'd by:

Drawing No.
W-2196

Sheet
1 of 1