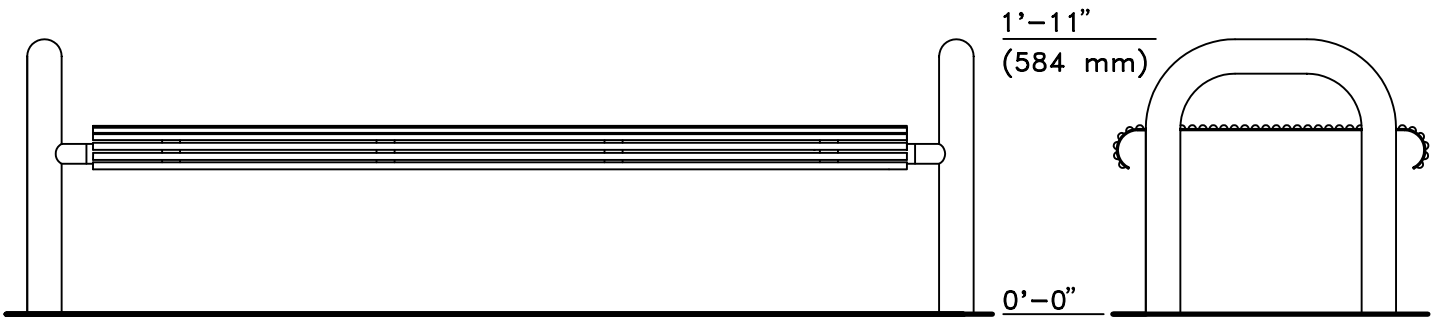


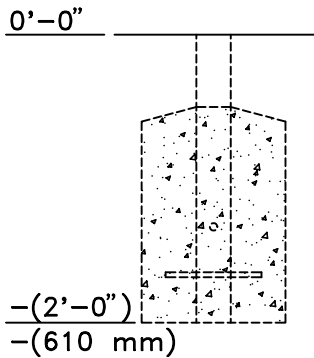
TOP VIEW



FRONT VIEW

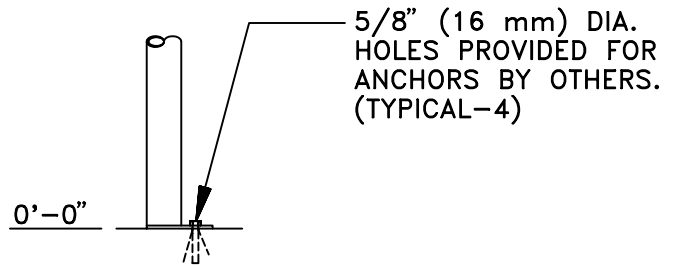
END VIEW

AVAILABLE IN 5', 6' (SHOWN) NOMINAL LENGTHS.
OTHER LENGTHS AVAILABLE UPON REQUEST.



NOTE:
CONCRETE FOOTING
AND NO. 4 REBAR
(BY OTHERS) PER
LOCAL SOIL CONDITIONS.
CONSULT PROJECT
ENGINEER FOR
EXACT REQUIREMENTS.

2642-6-E (DIRECT EMBEDMENT)



2642-6-P (PEDESTAL MOUNT)

This drawing reveals the copyrighted intellectual property of Columbia Cascade Company. Not for use by others without our express, written authorization.

Authorization for use is hereby granted to architects, landscape architects and similar design professionals solely for the purpose of specifying TimberForm products.



COLUMBIA CASCADE COMPANY

Makers of TimberForm®, PipeLine®,
RePlay®, TimberForm®-2, InterPlay®,
CycLoops® and CycLocker® Products.

1300 S.W. Sixth Avenue, Suite 310 Telephone 503/223-1157
Portland, Oregon 97201-3464 Facsimile 503/223-4530
U.S.A.

WWW.TIMBERFORM.COM

Title:
TIMBERFORM PALOMAR
MODEL NO. 2642-6
SEAT WITH ARMRESTS



Scale
3/4" = 1'-0"

Drawn by: AT 07-04-10
Ck'd by:

Drawing No.
W-2642-6

Sheet
1 of 1