


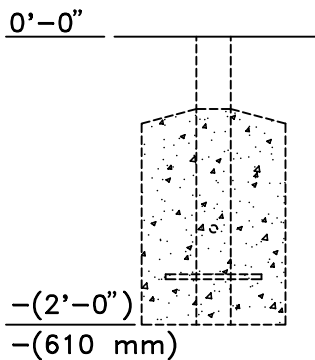
TOP VIEW



FRONT VIEW

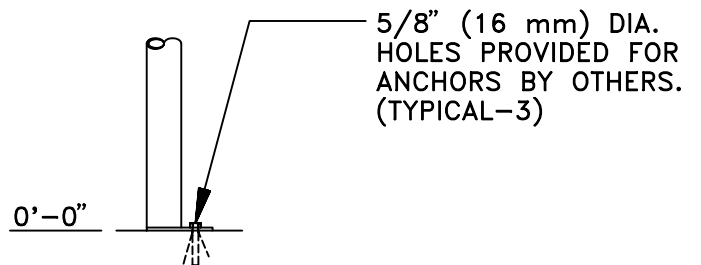
END VIEW

AVAILABLE IN 6' (SHOWN) NOMINAL LENGTHS.  
OTHER LENGTHS AVAILABLE UPON REQUEST.



**NOTE:**  
CONCRETE FOOTING  
AND NO. 4 REBAR  
(BY OTHERS) PER  
LOCAL SOIL CONDITIONS.  
CONSULT PROJECT  
ENGINEER FOR  
EXACT REQUIREMENTS.

2648-6-E (DIRECT EMBEDMENT)



2648-6-P (PEDESTAL MOUNT)

This drawing reveals the copyrighted intellectual property of Columbia Cascade Company. Not for use by others without our express, written authorization.

Authorization for use is hereby granted to architects, landscape architects and similar design professionals solely for the purpose of specifying TimberForm products.



**COLUMBIA CASCADE COMPANY**

Makers of TimberForm®, PipeLine®,  
RePlay®, TimberForm®-2, InterPlay®,  
CycLoops® and CycLocker® Products.

1300 S.W. Sixth Avenue, Suite 310 Telephone 503/223-1157  
Portland, Oregon 97201-3464 Facsimile 503/223-4530  
U.S.A.

WWW.TIMBERFORM.COM

Title:

TIMBERFORM PALOMAR  
MODEL NO. 2648-6  
BENCH WITH ARMRESTS



Scale  
3/4" = 1'-0"

Drawn by: AT 07-04-10  
Ck'd by:

Drawing No.  
W-2648-6

Sheet  
1 of 1