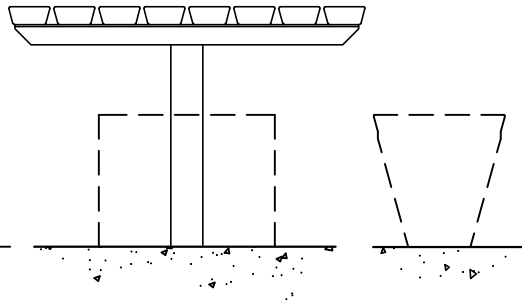


DILLER SEAT  
OR CHAIR

**TOP VIEW**  
SCALE: 1/2"=1'-0"

2'-6"  
[763 mm]



0'-0"

**FRONT VIEW**  
SCALE: 1/2"=1'-0"

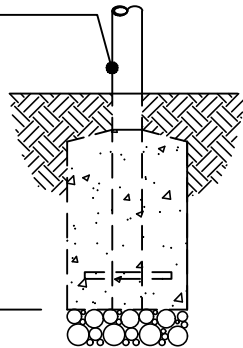


EMBEDMENT MOUNT TABLE  
FRAME

0'-0"  
FINISHED GRADE

**NOTE:**  
CONCRETE FOOTING AND NO. 4  
REBAR (BY OTHERS) PER LOCAL  
SOIL CONDITIONS. CONSULT  
PROJECT ENGINEER FOR EXACT  
REQUIREMENTS.

-(1'-6")  
-(457 mm)

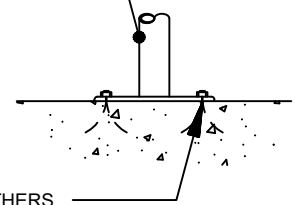


**(EMBEDMENT MOUNT)**  
SCALE: 3/4"=1'-0"

PEDESTAL MOUNT TABLE  
FRAME

0'-0"  
FINISHED GRADE

5/8" (16 mm) DIAMETER HOLES  
PROVIDED FOR ANCHORS BY OTHERS.



**(PEDESTAL MOUNT)**  
SCALE: 3/4"=1'-0"

Date	Revision	By
△		
△		
△ 08-26-22	NOTES/DIMS REV	AC/SK
△ 01-28-20	TITLEBLOCK	JK/SK
Scale NOTED	Drawn by: JK Ck'd by: SK	01-23-19 01-24-19

**COLUMBIA CASCADE COMPANY**  
Makers of TimberForm®, PipeLine®, RePlay®,  
TimberForm®-2 and CycLoops® Products.

[www.TimberForm.com](http://www.TimberForm.com)  
Phone: 503/223-1157 Email: HQ@TimberForm.com

This drawing reveals the copyrighted intellectual property of Columbia Cascade Company. Not for use by others without our express, written authorization.

Title: TIMBERFORM DILLER MODEL NO. 2990-4545 ACCESSIBLE TABLE	
Drawing No. W-2990-4545	Sheet 1 of 1