

For product information or design assistance,  
please contact your local representative or  
call us at 1-800/547-1940, Ext. 991.

See more at [www.TimberForm.com](http://www.TimberForm.com)

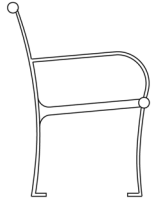
TimberForm<sup>®</sup> 37  
Broadway<sup>™</sup>



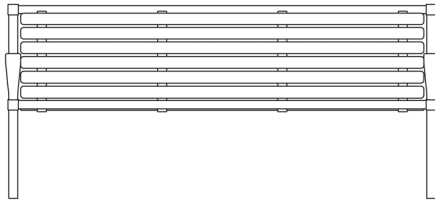


TimberForm Broadway	Model	Length	Width	Height	Seat Height	Mounting
<b>Bench with Armrests</b>	<b>2624-6</b>	6' 0" [1830mm]	2' 0" [610mm]	2' 9" [840mm]	1' 4" [405mm]	Surface*
	<b>2624-8</b>	8' 0" [2440mm]	2' 0" [610mm]	2' 9" [840mm]	1' 4" [405mm]	Surface*

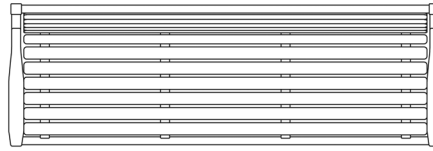
**Material:** Powder-coated steel.  
**Options:** Powder-coating color.  
**Suggestions:** Specify matching litter container **2629**.  
**Notes:** \* For permanent or movable applications only (anchoring bolts by others).



2624



2624-6

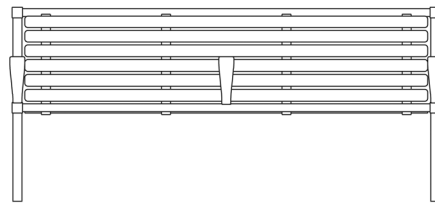


TimberForm Broadway	Model	Length	Width	Height	Seat Height	Mounting
<b>Bench with Intermediate Armrest</b>	<b>2625-6</b>	6' 0" [1830mm]	2' 0" [610mm]	2' 9" [840mm]	1' 4" [405mm]	Surface*
	<b>2625-8</b>	8' 0" [2440mm]	2' 0" [610mm]	2' 9" [840mm]	1' 4" [405mm]	Surface*

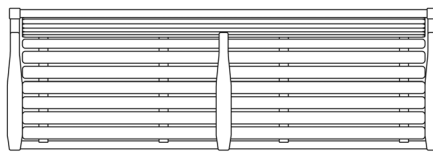
**Material:** Powder-coated steel.  
**Options:** Powder-coating color.  
**Suggestions:** Specify matching litter container **2629**.  
**Notes:** \* For permanent or movable applications only (anchoring bolts by others).



2625




2625-6



TimberForm Broadway	Model	Length	Width	Height	Seat Height	Mounting
<b>Seat with Armrests</b>	<b>2620-6</b>	6' 0" [1830mm]	1' 9" [535mm]	2' 0" [610mm]	1' 4" [405mm]	Surface*
	<b>2620-8</b>	8' 0" [2440mm]	1' 9" [535mm]	2' 0" [610mm]	1' 4" [405mm]	Surface*

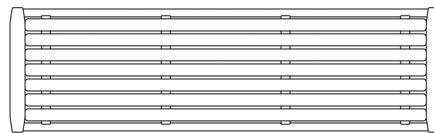
**Material:** Powder-coated steel.  
**Options:** Powder-coating color.  
**Suggestions:** Specify matching litter container **2629**.  
**Notes:** \* For permanent or movable applications only (anchoring bolts by others).



2620

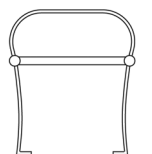


2620-6

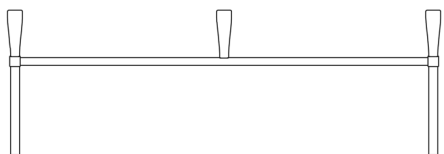


TimberForm Broadway	Model	Length	Width	Height	Seat Height	Mounting
<b>Seat with Intermediate Armrest</b>	<b>2621-6</b>	6' 0" [1830mm]	1' 9" [535mm]	2' 0" [610mm]	1' 4" [405mm]	Surface*
	<b>2621-8</b>	8' 0" [2440mm]	1' 9" [535mm]	2' 0" [610mm]	1' 4" [405mm]	Surface*

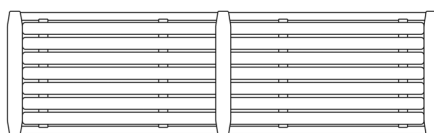
**Material:** Powder-coated steel.  
**Options:** Powder-coating color.  
**Suggestions:** Specify matching litter container **2629**.  
**Notes:** \* For permanent or movable applications only (anchoring bolts by others).



2621



2621-6



For product information or design assistance, please contact your local representative or call us at 1-800/547-1940, Ext. 991.

See more at [www.TimberForm.com](http://www.TimberForm.com)



TimberForm Broadway	Model	Length	Width	Height	Seat Height	Mounting
<b>Bench with Armrests</b>	<b>2626-6</b>	6' 0" [1830mm]	2' 0" [610mm]	2' 9" [840mm]	1' 4" [405mm]	Surface*
	<b>2626-8</b>	8' 0" [2440mm]	2' 0" [610mm]	2' 9" [840mm]	1' 4" [405mm]	Surface*




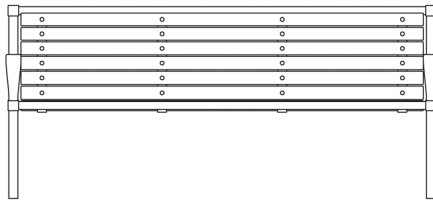
Also offered with recycled plastic slats. Specify **2636**.

**Material:** Frame of powder-coated steel with kiln-dried 6/4 and 8/4 patterned Alaska yellow cedar slats. Specify **2636** for recycled plastic slats.

**Options:** Frame color and slat material (Marine teak, Purpleheart wood or recycled plastic).

**Suggestions:** Specify matching litter container **2629**.

**Notes:** \* For permanent or movable applications only (anchoring bolts by others).



2626 and 2636      2626-6 and 2636-6

TimberForm Broadway	Model	Length	Width	Height	Seat Height	Mounting
<b>Bench with Intermediate Armrest</b>	<b>2627-6</b>	6' 0" [1830mm]	2' 0" [610mm]	2' 9" [840mm]	1' 4" [405mm]	Surface*
	<b>2627-8</b>	8' 0" [2440mm]	2' 0" [610mm]	2' 9" [840mm]	1' 4" [405mm]	Surface*



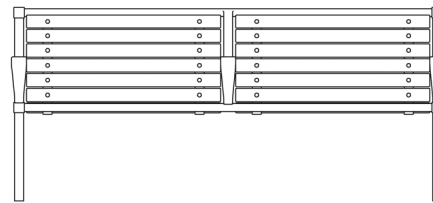
Also offered with recycled plastic slats. Specify **2637**.

**Material:** Frame of powder-coated steel with kiln-dried 6/4 and 8/4 patterned Alaska yellow cedar slats. Specify **2637** for recycled plastic slats.

**Options:** Frame color and slat material (Marine teak, Purpleheart wood or recycled plastic).

**Suggestions:** Specify matching litter container **2629**.

**Notes:** \* For permanent or movable applications only (anchoring bolts by others).



2627 and 2637      2627-6 and 2637-6

TimberForm Broadway	Model	Length	Width	Height	Seat Height	Mounting
<b>Seat with Armrests</b>	<b>2622-6</b>	6' 0" [1830mm]	1' 9" [535mm]	2' 0" [610mm]	1' 4" [405mm]	Surface*
	<b>2622-8</b>	8' 0" [2440mm]	1' 9" [535mm]	2' 0" [610mm]	1' 4" [405mm]	Surface*





Also offered with recycled plastic slats. Specify **2632**.

**Material:** Frame of powder-coated steel with kiln-dried 6/4 and 8/4 patterned Alaska yellow cedar slats. Specify **2632** for recycled plastic slats.

**Options:** Frame color and slat material (Marine teak, Purpleheart wood or recycled plastic).

**Suggestions:** Specify matching litter container **2629**.

**Notes:** \* For permanent or movable applications only (anchoring bolts by others).



2622 and 2632      2622-6 and 2632-6



TimberForm Broadway	Model	Length	Width	Height	Seat Height	Mounting
Seat with Intermediate Armrest	2623-6	6' 0" [1830mm]	1' 9" [535mm]	2' 0" [610mm]	1' 4" [405mm]	Surface*
	2623-8	8' 0" [2440mm]	1' 9" [535mm]	2' 0" [610mm]	1' 4" [405mm]	Surface*

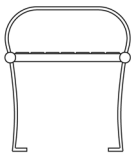


Also offered with recycled plastic slats. Specify 2633.

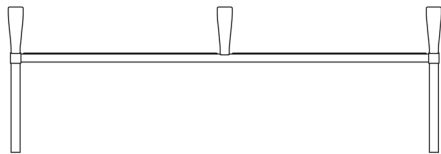
**Material:** Frame of powder-coated steel with kiln-dried 6/4 and 8/4 patterned Alaska yellow cedar slats. Specify 2633 for recycled plastic slats.

**Options:** Frame color and slat material (Marine teal, Purpleheart wood or recycled plastic).

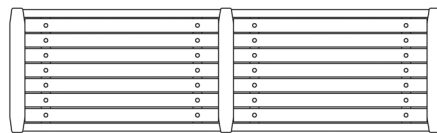
**Suggestions:** Specify matching litter container 2629.



2623 and 2633



2623-6 and 2633-6




TimberForm Broadway	Style	Model	Diameter	Height	Mounting Options
Litter Container, Side Empty	Open Top	2629-OT <sup>1</sup>	2' 2" [660mm]	2' 10" [865mm]	-E, -P or -L
	Flat Top	2629-FT	2' 2" [660mm]	2' 10" [865mm]	-E, -P or -L
	Dome Top	2629-DT	2' 2" [660mm]	3' 7" [1090mm]	-E, -P or -L
	Ash/Dome Top	2629-AT	2' 2" [660mm]	3' 6" [1065mm]	-E, -P or -L


**Material:** Powder-coated steel.

**Options:** Mounting method and powder-coating color.

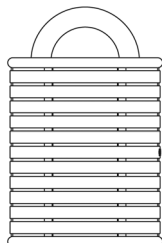
**Notes:** Includes 32-gallon plastic liner. Top matches container unless otherwise specified. Key-locking tops and side opening door are standard on -FT, -DT and -AT models.  
<sup>1</sup> Key-locking top and side opening door not required on Open Top (-OT) model.



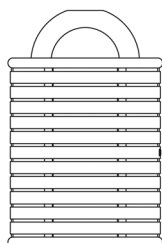
2629-OT



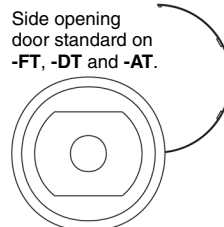
2629-FT



2629-DT



2629-AT



Side opening door standard on -FT, -DT and -AT.

"Large Capacity"